



### District Report Card: 2017


<b>State:</b> Jharkhand	<b>District:</b> Pashchimi Singhbhum
<b>Class:</b> 8	<b>Subject:</b> Language
<b>Schools:</b> 49	<b>Students:</b> 1258


### Participation/Coverage


#### Students

<div>GENDER</div> <div></div>	Boys		Girls	
	Number	%	Number	%
	611	48.57	647	51.43

<div>AREA</div> <div></div>	Rural		Urban	
	Number	%	Number	%
	1095	87.04	163	12.96

<div>CATEGORY</div> <div></div>	SC		ST		OBC		GEN	
	Number	%	Number	%	Number	%	Number	%
	61	4.85	852	67.73	332	26.39	13	1.03

<div>CWSN</div> <div></div>	LD	VI	HI	S&LD	ID	Oth
	2	4	0	0	3	22

<div>Management</div> <div></div>	Government		Government-aided	
	Number	%	Number	%
	1083	86.09	175	13.91

### Average Performance of Students in Language (%)

Overall	Gender		Area		Management		Social Group			
	Male	Female	Rural	Urban	Govt.	Aided	SC	ST	OBC	GEN
65.53	65.40	65.66	65.69	64.46	65.44	66.10	69.18	63.52	69.60	76.41

### Performance on Learning Outcomes (LOs)

Learning Outcomes	Description	Average Performance(%)
L813	Read textual/non-textual materials with comprehension and identifies the details, characters, main idea and sequence of ideas and events while reading	65.53

Range of Performance of Students who Answered Correctly							
Below 30%		30% - 50%		50% - 75%		Above 75%	
Number	%	Number	%	Number	%	Number	%
109	8.66	198	15.74	497	39.51	454	36.09

### Lowest Performing Learning Outcomes (LOs)

1 - Read textual/non-textual materials with comprehension and identifies the details, characters, main idea and sequence of ideas and events while reading (65.53)